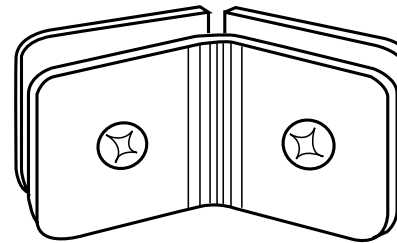
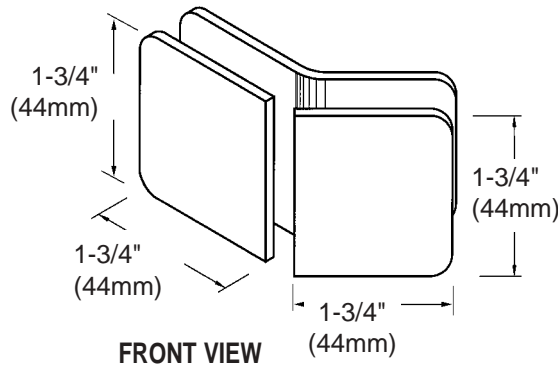




**C.R. LAURENCE CO., INC.**  
PROFESSIONAL QUALITY

## GLASS CLAMPS

135° Glass Clamp  
CAT. No. GCB135



REAR VIEW

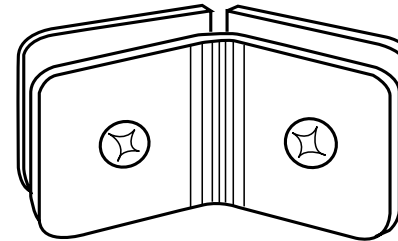
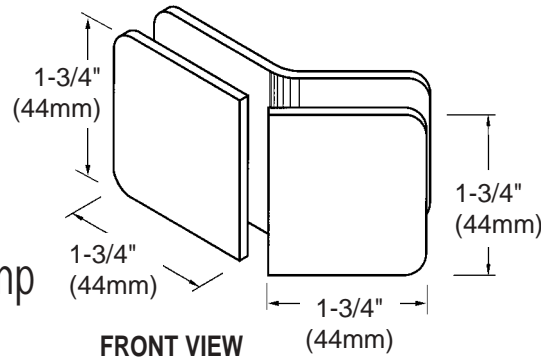
### Specifications:

**Material:** Solid brass  
**Glass Thickness Range:** 5/16" (8mm) to 1/2" (12mm)  
**Hole Size Required:** 5/8" (16mm) or 3/4" (19mm)  
**Includes:** Mounting screws and gaskets

Template Shown on Next Page

## GLASS CLAMPS

Junior 135° Glass Clamp  
CAT. No. GCB635



REAR VIEW

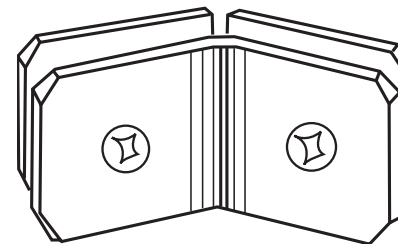
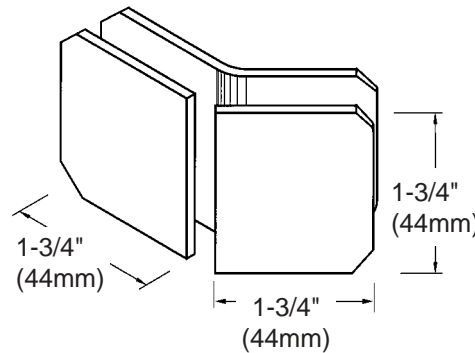
### Specifications:

**Material:** Solid brass  
**Glass Thickness:** 1/4" (6mm)  
**Hole Size Required:** 5/8" (16mm) or 3/4" (19mm)  
**Includes:** Mounting screws and gaskets

Template Shown on Next Page

## GLASS CLAMPS

Monaco 135<sup>a</sup> Glass Clamp  
CAT. No. M0635



REAR VIEW

### Specifications:

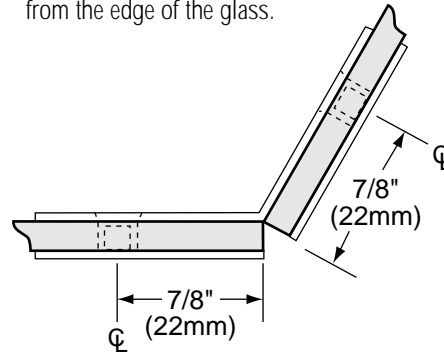
**Material:** Solid brass  
**Glass Thickness:** 1/4" (6mm) to 5/16" (8mm)  
**Hole Size Required:** 5/8" (16mm) or 3/4" (19mm)  
**Includes:** Mounting screws and gaskets



**C.R. LAURENCE CO., INC.**  
PROFESSIONAL QUALITY

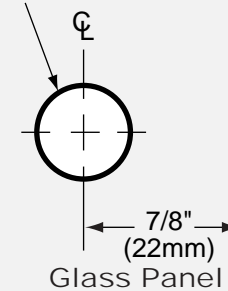
## TYPICAL INSTALLATION

**Important:** Project measurements from the edge of the glass.

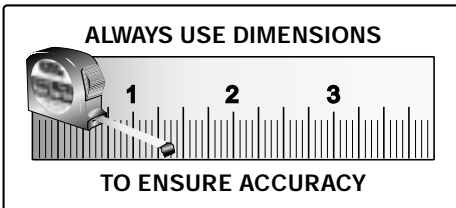
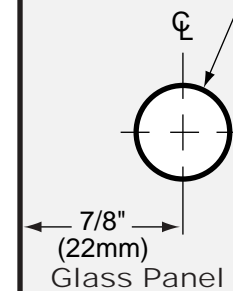


## TEMPLATE OPTION FOR SQUARE CUT GLASS

5/8" (16mm) or 3/4" (19mm) Diameter Hole



5/8" (16mm) or 3/4" (19mm) Diameter Hole



## GLASS CLAMPS

THE TEMPLATE OPTIONS ON THIS PAGE APPLIES TO THE FOLLOWING CLAMPS:

135° Glass Clamp

CAT. No. GCB135

Junior 135° Glass Clamp

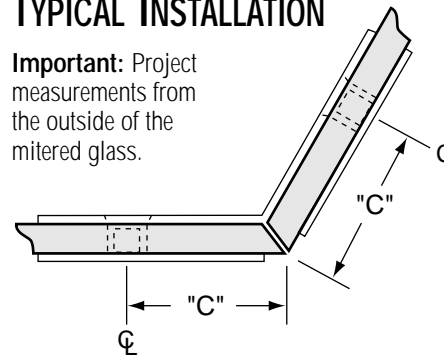
CAT. No. GCB635

Monaca Glass Clamp

CAT. No. M0635

## TYPICAL INSTALLATION

**Important:** Project measurements from the outside of the mitered glass.

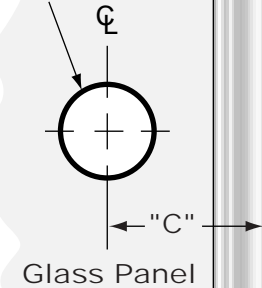


Glass Thickness	"C"* Measurement
1/4" (6mm)	1" (25mm)
5/16" (8mm)	1-1/16" (27mm)
3/8" (10mm)	1-1/16" (27mm)
1/2" (12mm)	1-1/8" (29.5mm)

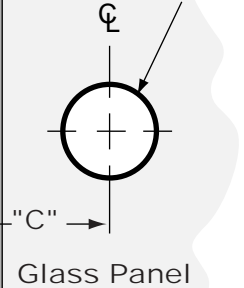
\*From outside edge of miter

## TEMPLATE OPTION FOR 22-1/2° MITERED GLASS

5/8" (16mm) or 3/4" (19mm) Diameter Hole



5/8" (16mm) or 3/4" (19mm) Diameter Hole



Outside Edge of Miter

