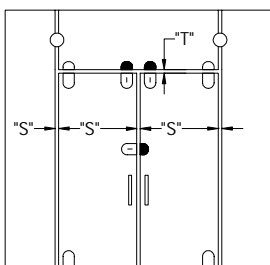


# CAT. NO. PTH26

## CRL RADIUS LOCK KEEPER PATCH

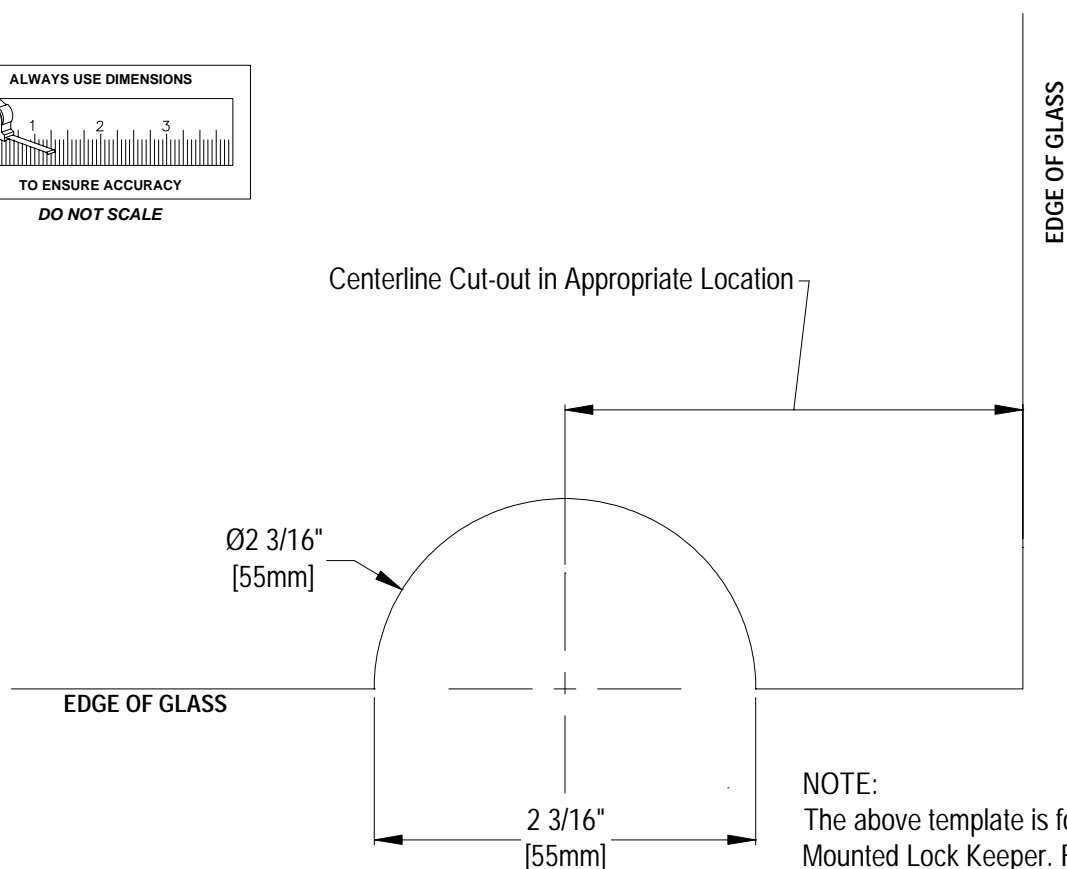
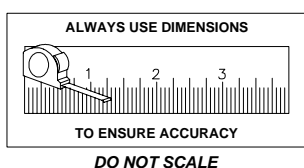
(Glass Transom and Sidelite Lock Keeper Patch)

Centerline in the appropriate position



### Recommended

Side Clearances "S"	1/8" (3mm)
Top Clearance "T"	1/8" (3mm) for Glass Transom 1/4" (6mm) for Regular and Header



**NOTE:**  
The above template is for a Transom Mounted Lock Keeper. For side mounted Glass Keepers rotate the template 90° either right or left. Centerline the Keeper opposite the Lock.