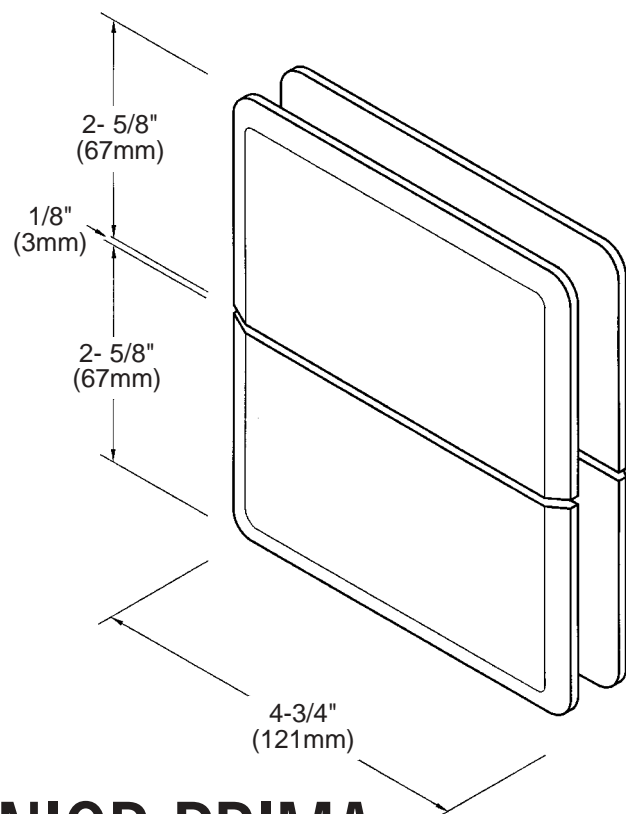




C.R. LAURENCE CO., INC.
PROFESSIONAL QUALITY



SENIOR PRIMA

Glass-to-Glass Hinge

CAT No. SRPPH02

Edge Mount Method (1/8" (3mm) to 3/16" (5mm) Clearance) Page 4H-6
Inset Mount Method (1/8" (3mm) to 3/16" (5mm) Clearance) Page 4H-7

*Maximum Door Capacities	1/2" (12mm) Glass Weight	Width
Using 2 Hinges	145 lbs.(66 kg)	36"(914mm)

***NOTE:** Do not exceed either maximum weight or width when choosing proper quantity of hinges.

Important Information:

Template Options: The Glass-to-Glass Mount SRPPH02 Hinge offers two choices of templates. Refer to the lower left hand corner of this page for the various selections. The Edge Mount Template has a full leg cutout that allows a full length vertical seal on the hinge side.

The Inset Mount Template enables the door to avoid hitting a towel bar, or some other protrusion from the wall.

Optional Pivot Pins: Optional 5" Pivot Pins (Cat. No. SRP1VP1N) are sold as a set, one pin for the top hinge and one pin for the bottom hinge. These 5" offset Pivot Pins allow the installer to adjust the closing position of the door 5" inwards or outwards.

Specifications:

Glass Sizes: 1/2"(12mm) thick tempered safety glass

Construction: Solid brass

Closing Type: Self-centering when within 15° of closed position

Cutout Required Includes: Gaskets, screws and template

Use of Gaskets:

For 1/2" Glass: Use one thin gasket on one side and one thick gasket on the other side

For 12mm Glass: Use one thick gasket on both sides

Recommendations:

For public safety, we recommend the use of only tempered safety glass.
Do not use power tools when installing these hinges.

Maintenance Guidelines:

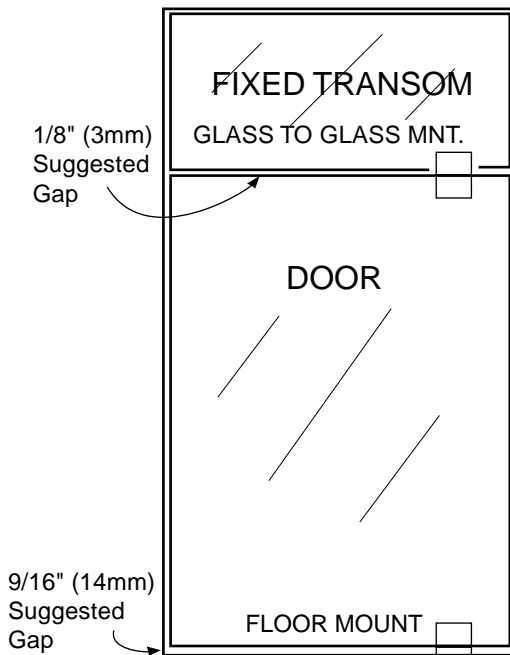
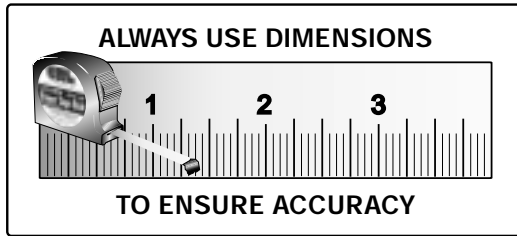
- Never use an abrasive cleaner on the hardware. Many of the components are coated with a clear lacquer that will be irreparably damaged if subjected to harsh, abrasive chemicals. Advise your customer that drying the hardware with a clean, soft towel on a daily basis is the best way to maintain the hardware. If mineral deposits build-up, mix a couple of drops of a mild liquid soap (such as Ivory or a similar product) into a cup of warm water. Using a soft, non-abrasive cloth, clean the hardware. Rinse thoroughly with clean, warm water and dry.

C.R. Laurence Corporate Headquarters: P.O. Box 58923 Los Angeles, CA 90058-0923; Toll Free Phone (800) 421-6144, Technical Assistance/Extension 777; Toll Free Fax (800) 587-7501

© Copyright 2001, C.R. Laurence Co., Inc.



C.R. LAURENCE CO., INC.
PROFESSIONAL QUALITY



SENIOR PRIMA

Glass-to-Glass Hinge

CAT No. SRPPH02

Inset Mount Method (1/8" (3mm) to 3/16" (5mm) Clearance)

