

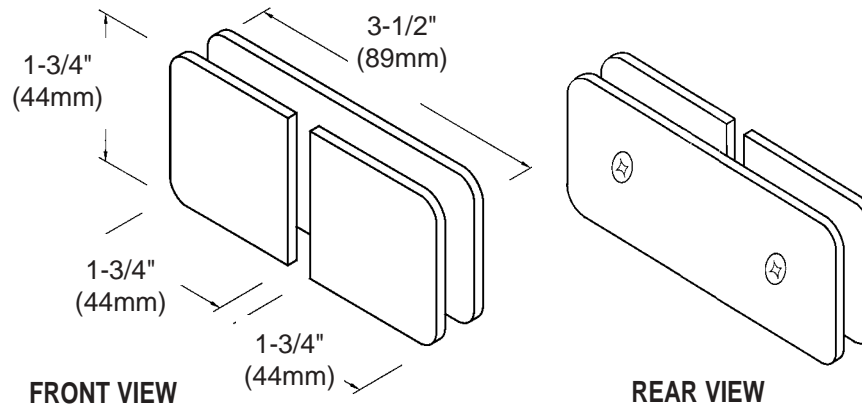


**C.R. LAURENCE CO., INC.**  
**PROFESSIONAL QUALITY**

## GLASS CLAMPS

180° Split Face  
(Glass-to-Glass Application)

CAT. No. GCB182



**Note:** The GCB182 and M0682 Clamp shown on this page can also be used in a wall-to-glass "Y" inline application. For information on this see pages 4X-23 and 4X-24.

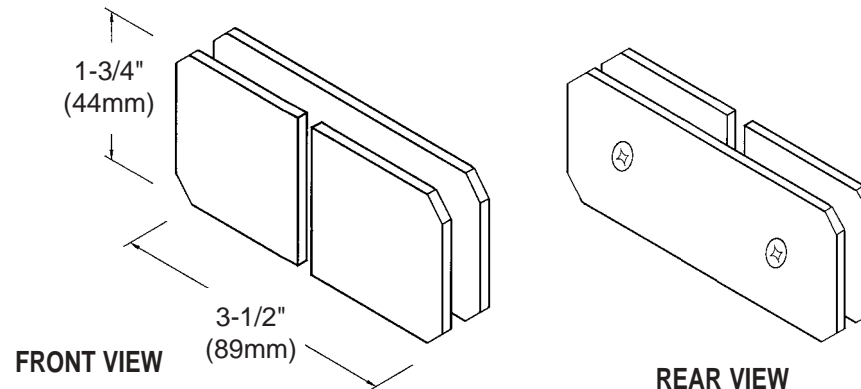
## Specifications:

**Material:** Solid brass  
**Glass Thickness Range:** 5/16" (8mm) to 1/2" (12mm)  
**Hole Size Required:** 5/8" (16mm) or 3/4" (19mm)  
**Includes:** Mounting screws and gaskets

## GLASS CLAMPS

180° Monaco Split Face  
(Glass-to-Glass Application)

CAT. No. M0682

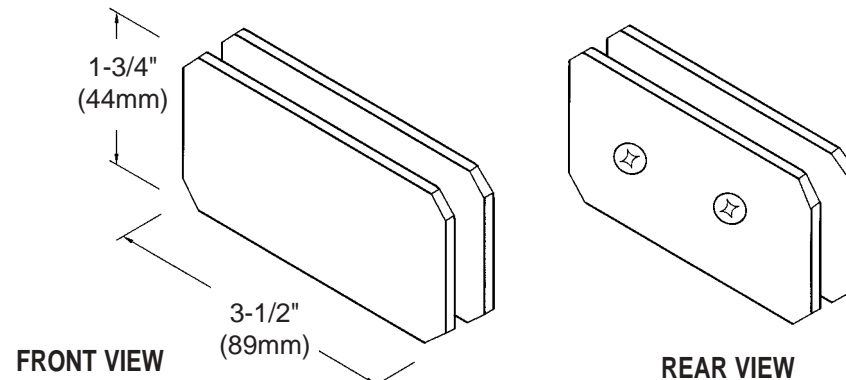


## Specifications:

**Material:** Solid brass  
**Glass Thickness Range:** 1/4" (6mm) to 5/16" (8mm)  
**Hole Size Required:** 5/8" (16mm) or 3/4" (19mm)  
**Includes:** Mounting screws and gaskets

## GLASS CLAMPS

180° Monaco Double Stud  
CAT. No. M0684



## Specifications:

**Material:** Solid brass  
**Glass Thickness Range:** 1/4" (6mm) to 5/16" (8mm)  
**Hole Size Required:** 5/8" (16mm) or 3/4" (19mm)  
**Includes:** Mounting screws and gaskets

**Template Shown on Next Page**

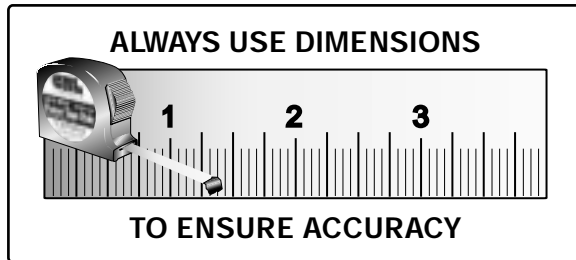
4X-21



**C.R. LAURENCE CO., INC.**  
**PROFESSIONAL QUALITY**

**Note:** The Clamp shown on this page can also be used in a wall-to-glass "Y" inline application. For information on this see pages 4X-23 and 4X-24.

## TYPICAL INSTALLATION



## GLASS CLAMPS

180° Split Face (Glass-to-Glass Application)

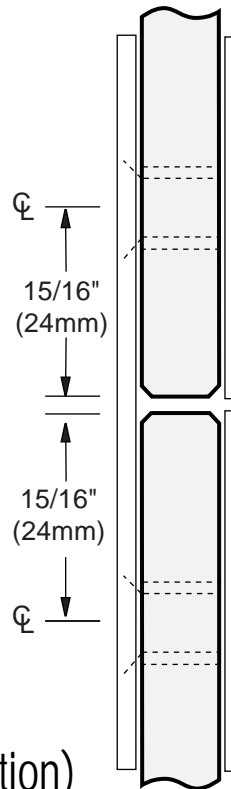
**CAT. No. GCB182**

180° Monaco Split Face (Glass-to-Glass Application)

**CAT. No. M0682**

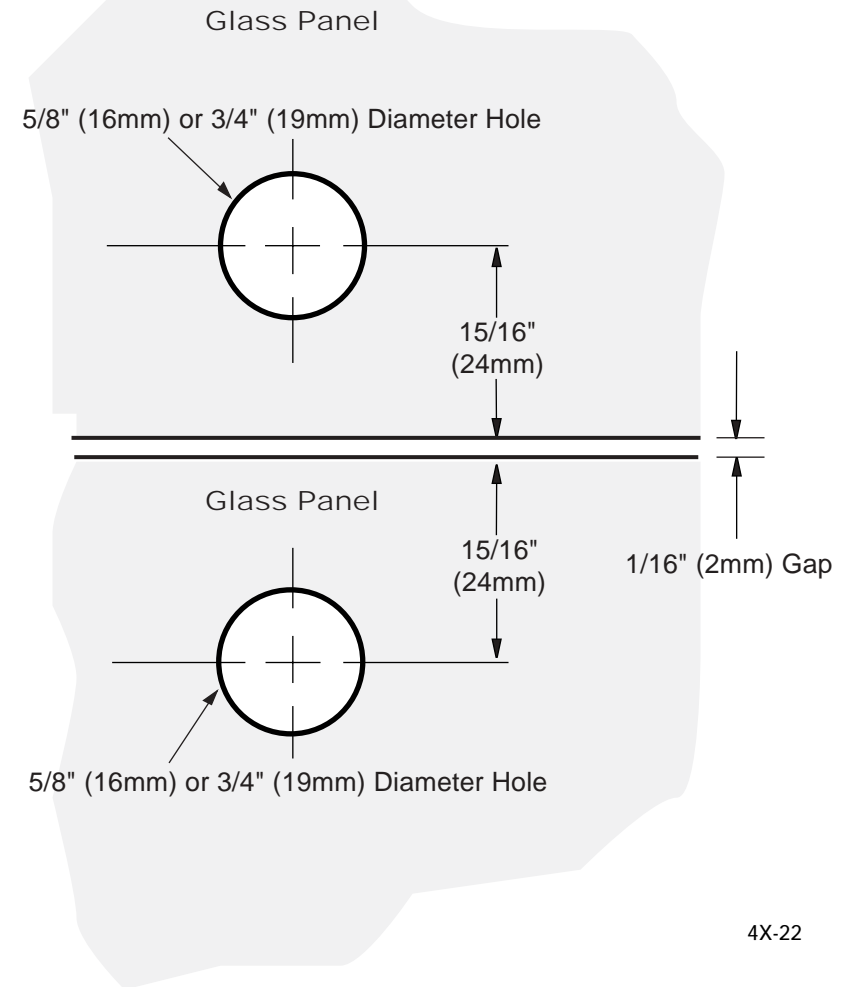
180° Monaco Double Stud

**CAT. No. M0684**



## TEMPLATE FOR 180° GLASS-TO-GLASS APPLICATION

**Important:** Project measurements from the edge of the glass.



4X-22



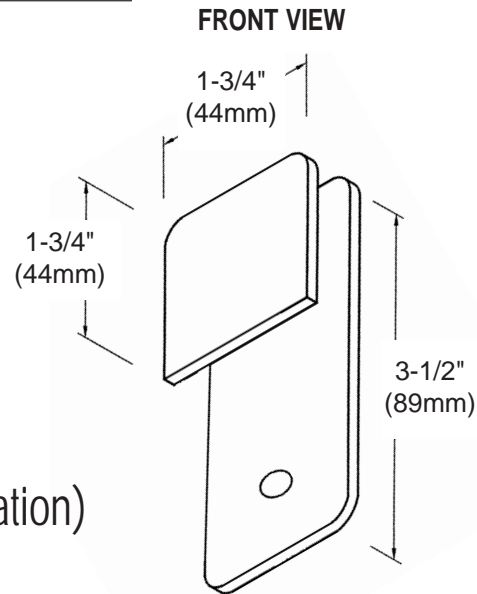
**C.R. LAURENCE CO., INC.**  
**PROFESSIONAL QUALITY**

**Note:** The clamp shown on this page can also be used in a glass-to-glass application. For information on this see pages 4X-21 and 4X-22.

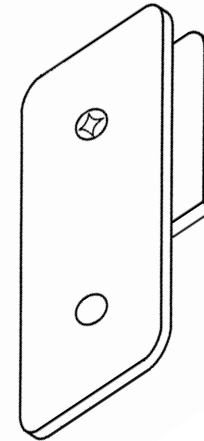
## GLASS CLAMPS

180° Split Face Glass Clamp  
("Y" Inline Wall-to-Glass Application)

CAT. No. GCB182



**REAR VIEW**



## Specifications:

**Material:** Solid brass

**Glass Thickness Range:** 5/16" (8mm) to 1/2" (12mm)

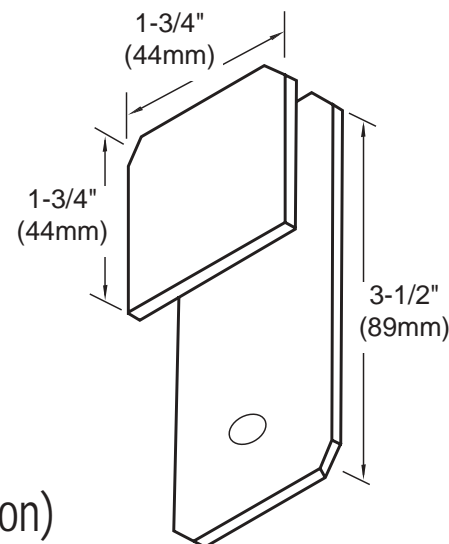
**Hole Size Required:** 5/8" (16mm) or 3/4" (19mm)

**Includes:** Mounting screws and gaskets

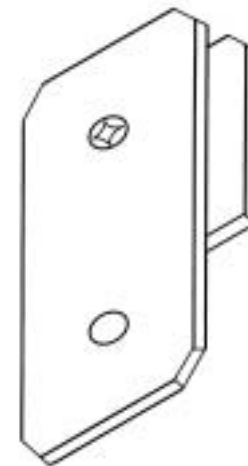
## GLASS CLAMPS

180° Monaco Split Face Clamp  
("Y" Inline Wall-to-Glass Application)

CAT. No. M0682



**FRONT VIEW**



**REAR VIEW**

## Specifications:

**Material:** Solid brass

**Glass Thickness Range:** 1/4" (6mm) to 5/16" (8mm)

**Hole Size Required:** 5/8" (16mm) or 3/4" (19mm)

**Includes:** Mounting screws and gaskets

**Template Shown on Next Page**